

Reference Date 31/07/2022

### Investment Objective

The fund aims to preserve shareholders' wealth and to achieve long-term capital growth subject to moderate volatility. The investment horizon of the fund is 10+ years. The strategy of the fund is long-term, value-oriented and opportunistic.

#### Benchmark:

While exposures will be monitored and comparisons will be conducted, the fund will not at any time strictly adhere to a specific benchmark.


### Financial Information

Currency	EUR
AuM	297,230,902.52
NAV/Share	145.46

### Fund Facts

Legal Status/Domicile	UCITS/CY
ISIN	CYF000000473
Inception Date	21/06/2016
Liquidity	Daily
Cut off time	2:30:00 PM
Fund Manager	EASTERNMED ASSET MANAGEMENT
Depository	Bank of Cyprus Plc
Administrator	MFO Asset Management Services Ltd
Auditor	KPMG Limited

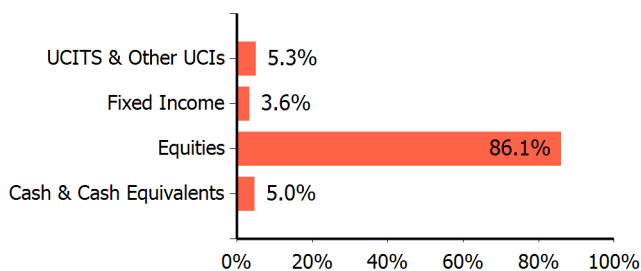
### Risk Profile



### Statistics

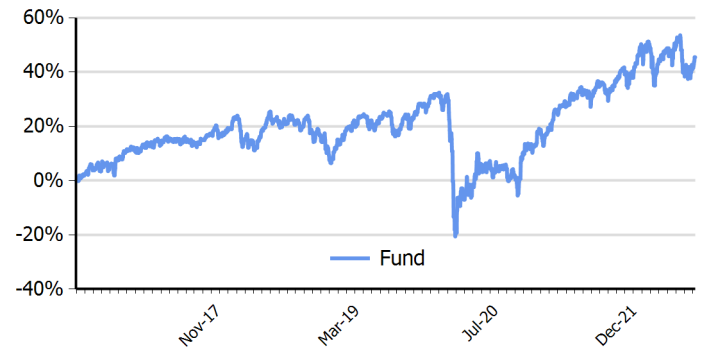
EUR	1 year	3 years	5 years
Standard Deviation p.a.	15.37%	20.89%	17.41%

### Asset Allocation



### Return vs Benchmark

21/06/2016-31/07/2022



### Fees

Subscription Commission	0.00%
Redemption Commission	0.00%
Management Fee	0.15%
Performance Fee	0.0 %
Minimum Initial Subscription	800,000.00
Minimum Additional Subscription	500,000.00
Distribution Policy	Accumulating

### Top 10 Holdings

HOLCIM LTD	6.9%
SHELL PLC-NEW	6.2%
TOTALENERGIES SE	5.7%
NOVARTIS AG-REG	5.6%
SANOFI	4.3%
VEOLIA ENVIRONNE	3.3%
AXA	3.2%
Blackrock World Healthscience Fund D2 USD	2.8%
BOSKALIS WESTMIN	2.7%
ASTRAZENECA PLC	2.6%

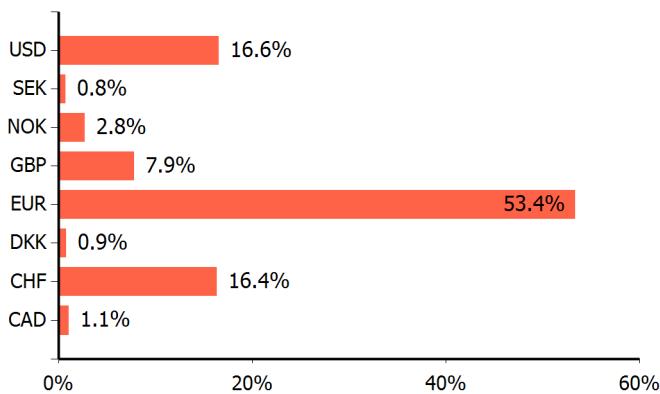
#### Top 10 Holdings

43.2%

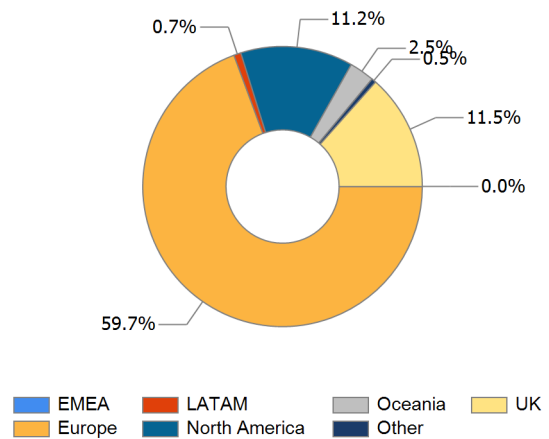
#### Total No of Titles

75

### Currency Allocation

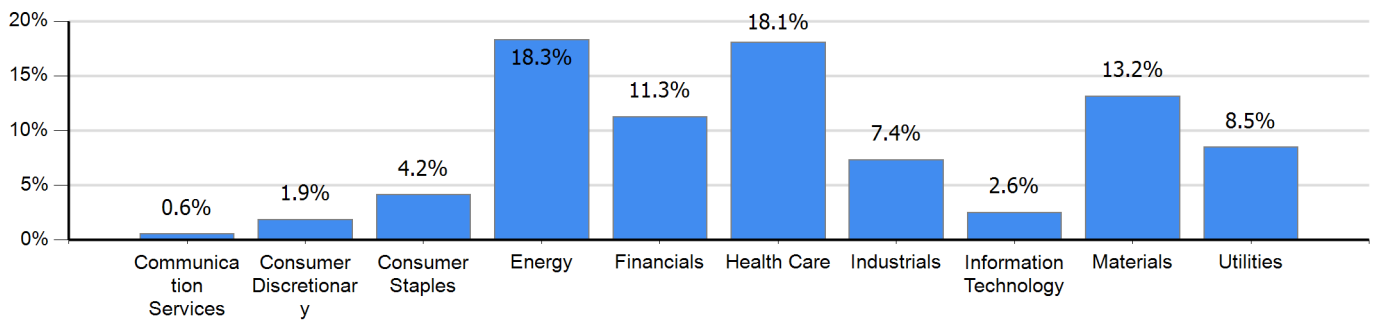


### Region Allocation



Region allocation graph includes only equities (not rebased on 100%).

### Sector Allocation



Sector allocation graph includes only equities (not rebased on 100%).

### Monthly Returns

	Jan	Feb	Mar	Apr	May	Jun	Jul	Aug	Sep	Oct	Nov	Dec	Ytd
2016						1.25%	2.29%	0.90%	1.41%	-1.16%	3.40%	2.65%	11.18%
2017	-0.93%	1.83%	2.42%	-0.65%	0.34%	-0.97%	1.12%	-0.93%	1.97%	2.54%	-1.35%	1.59%	7.08%
2018	1.20%	-3.92%	-2.93%	6.30%	1.48%	-0.44%	2.85%	-2.58%	1.71%	-4.72%	-1.06%	-6.49%	-8.94%
2019	5.80%	3.84%	1.45%	2.36%	-4.16%	4.01%	0.21%	-3.65%	4.36%	0.03%	2.86%	2.00%	20.29%
2020	-3.31%	-9.07%	-18.20%	5.07%	2.13%	3.34%	-2.71%	3.32%	-3.49%	-5.61%	16.76%	1.52%	-13.43%
2021	-0.04%	5.15%	7.10%	0.70%	1.86%	1.09%	0.40%	2.42%	-1.67%	3.70%	-2.91%	6.60%	26.66%
2022	3.67%	-3.26%	1.26%	1.45%	2.93%	-7.74%	3.96%						1.71%

### Returns

	MTD (01/07/2022-31/07/2022)	QTD (01/07/2022-31/07/2022)	YTD (01/01/2022-31/07/2022)	1 Year (01/08/2021-31/07/2022)	3 Years p.a (01/08/2019-31/07/2022)	5 Years p.a (01/08/2017-31/07/2022)	Since Inception (21/06/2016-31/07/2022)
Fund	3.96%	3.96%	1.71%	9.93%	5.59%	4.87%	45.46%

### Disclaimer

This document is issued by the Management Company, Easternmed Asset Management Services Ltd. (which is authorised and regulated by the Cyprus Securities and Exchange Commission) with corporate office at 48 Themistokli Dervi Avenue, Athenitis Centennial Building, Office 104, 1066 Nicosia, Cyprus, switchboard +35722274400, website www.eastmedfin.com. The information contained in this factsheet is intended for informational purposes only and does not intend to provide an investment advice nor is it to be construed as an invitation to invest in the units of the UCITS. This product entails risks and may not be suitable for investors based on their knowledge, experience and financial situation. Investments in units of the UCITS have no guaranteed return and past performance does not guarantee future returns. Currency volatility may affect the return, either positively or negatively. All material has been obtained from sources believed to be reliable, but its accuracy is not guaranteed. Easternmed Asset Management Services Ltd or any of their directors or executives or employees shall not be liable for any loss or damage, whether direct, indirect or consequential suffered by any person as a result of any errors in or omissions from the document or as a result of relying on any statement contained in this document.

**UCITS FUNDS DO NOT HAVE A GUARANTEED RETURN AND PAST PERFORMANCE DOES NOT GUARANTEE FUTURE RETURNS**