

## Easternmed Equities Fund

NAV/Share: Class A: € 126.10 /

Factsheet as of 31 January, 2020

### Investment Objectives:

The fund aims to preserve shareholders' wealth and to achieve long-term capital growth subject to moderate volatility. The investment horizon of the fund is 10+ years. The strategy of the fund is long-term, value-oriented and opportunistic.

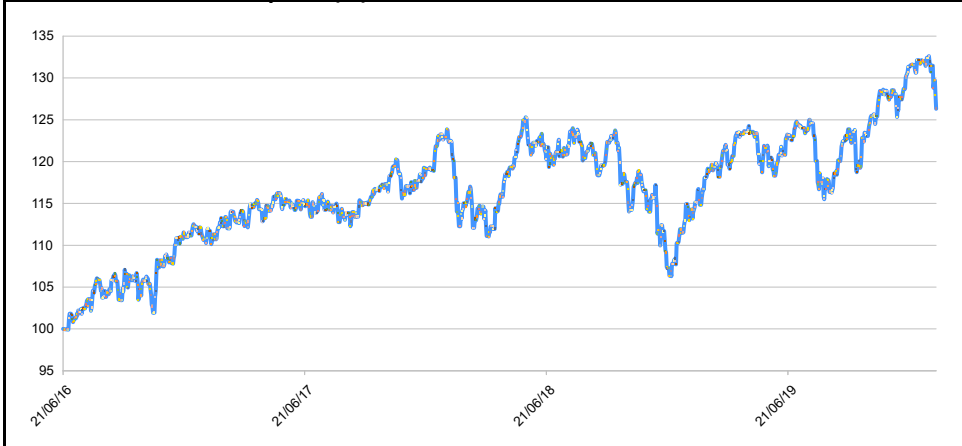
### Investment Policy:

- The fund mainly invests in highly liquid assets comprising of listed equities in large capitalization and well established companies predominantly in Europe, but also in the US and emerging markets to a lesser extent.
- The fund may also invest in long-only equity funds (UCITS and other UCIs) to supplement its direct equity investing activities and diversify its sources of return.
- Finally, the fund may invest part of its assets in fixed income securities, including cash. Fixed income securities shall include investment grade corporates, emerging market bonds and some high yield paper of issuers.
- The fund's equity investments have a bias to energy and financial services industry and to industries with real rather than intangible assets. The choice of equities is guided by a number of parameters which among others include large capitalization, secure, high and growing dividend policy, strong record of revenue and profit growth and low to average valuation.

### Benchmark:

While exposures will be monitored and comparisons will be conducted, the fund will not at any time strictly adhere to a specific benchmark.

### Performance Since Inception (%)



	Jan	Feb	Mar	Apr	May	Jun	Jul	Aug	Sep	Oct	Nov	Dec	YTD
2016						1.26%	2.28%	0.89%	1.41%	-1.16%	3.40%	2.65%	<b>11.17%</b>
2017	-0.93%	1.83%	2.42%	-0.65%	0.34%	-0.97%	1.08%	-0.93%	1.97%	2.54%	-1.35%	1.59%	<b>7.04%</b>
2018	1.08%	-3.86%	-2.92%	6.31%	1.47%	-0.44%	2.84%	-2.58%	1.64%	-4.72%	-1.06%	-6.49%	<b>-9.05%</b>
2019	5.83%	3.85%	1.45%	2.36%	-4.21%	4.01%	0.04%	-3.65%	4.36%	0.58%	2.86%	2.00%	<b>20.70%</b>
2020	-3.31%												<b>-3.31%</b>

**Investment in units of the UCITS has no guaranteed return and past performance does not guarantee future returns.**

### Key Data

Total AUM	€ 183,572,912.52
Inception Date	21-06-2016
Base Currency	EUR
Legal Status	UCITS
Domicile	Cyprus
Fund Manager	Easternmed Asset Management Services Ltd
Depository	Bank of Cyprus
Administrator	MFO Asset Management Ltd
Auditor	KPMG Limited
Liquidity	Daily
Risk Category	5

**Class A**  
ISIN CYF00000473

### Fees

Management Fee	0.30%
Subscription/Redemption Fee	0.00%
Performance Fee	0,00%
Minimum Initial Subscription	€ 800,000
Min. Additional Subscription	€ 500,000
Distribution Policy	Accumulating

### Portfolio Statistics

Risk	Fund
Standard Deviation 1-yr	10.02%

### Portfolio Concentration

Top 10 Holdings	49.21%
Top 20 Holdings	70.24%
Total number of Holdings	66

### Portfolio Liquidity

Days to liquidate the fund	1.61
Liquidation of fund positions within less than 1 day	92.36%
Liquidation of fund positions within 1 to 5 days	5.18%
Liquidation of fund positions within more than 5 days	2.48%

### Fund Performance

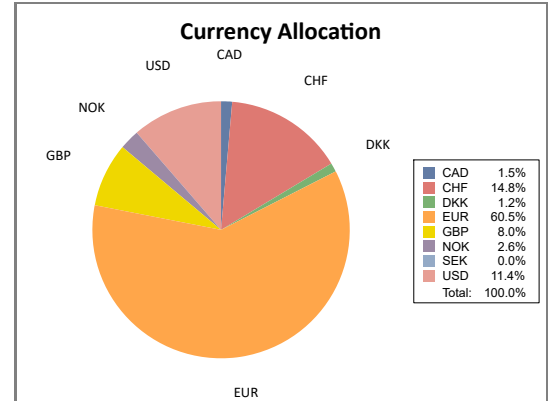
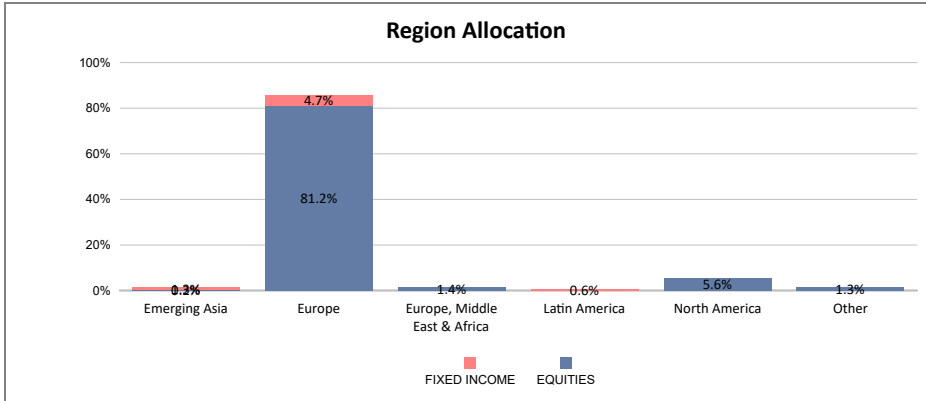
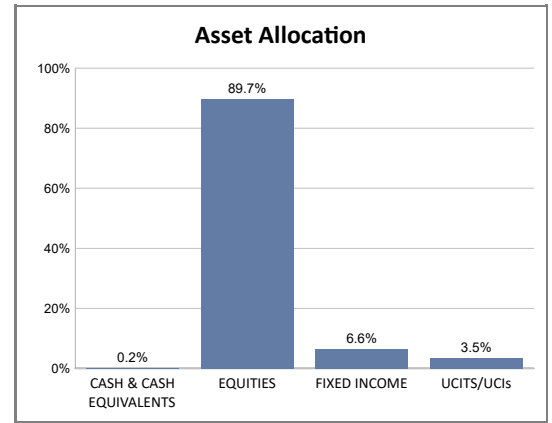
Fund	Fund
Since Inception	26.30%
YTD	-3.31%
1 month	-3.55%
3 months	0.76%
6 months	2.55%
9 months	2.21%
1 year	10.56%
3 years	4.45%
5 years	n.a
10 years	n.a

## Top 10 Holdings

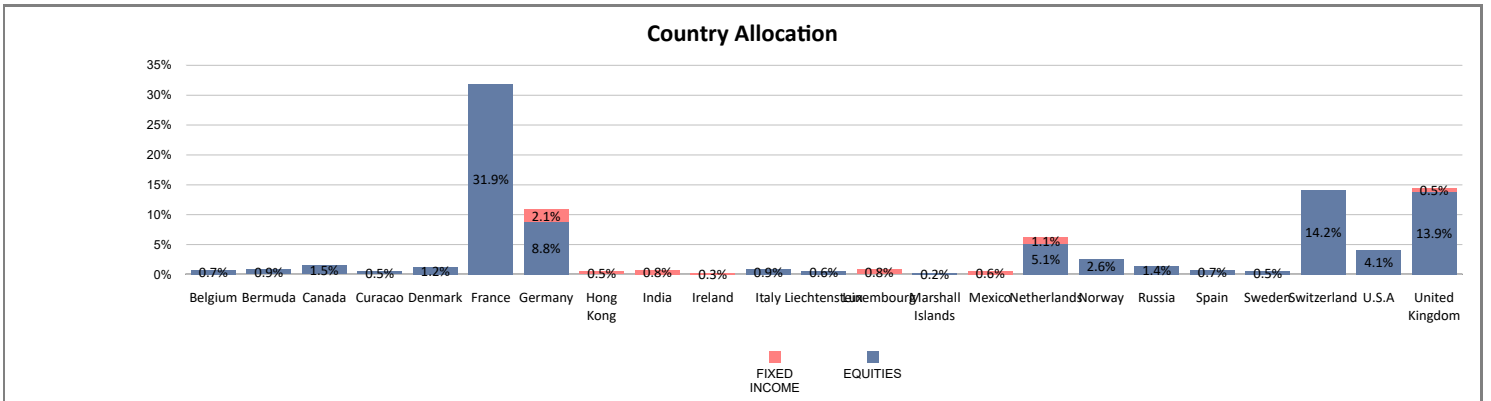
TOTAL SA	7.94%
ROYAL DUTCH SHELL PLC-A SF	7.50%
LAFARGEHOLCIM LTD-REG CH	6.10%
AXA SA	5.57%
VEOLIA ENVIRONNEMENT	4.12%
SUEZ	3.95%
SWISS RE AG SE	3.94%
NOVARTIS AG-REG SE	3.79%
E.ON SE - GY	3.36%
ING GROEP NV	2.94%
<b>Total</b>	<b>49.21%</b>

## Top 10 Issuers

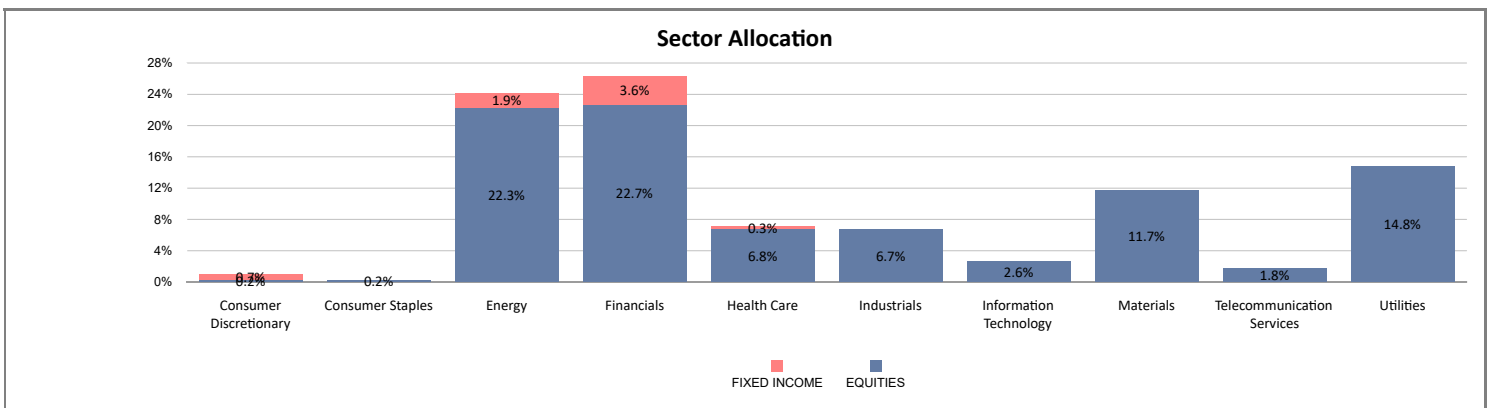
TOTAL SA	7.94%
Royal Dutch Shell PLC	7.50%
LafargeHolcim Ltd	6.10%
AXA SA	5.57%
Veolia Environnement SA	4.12%
Suez	3.95%
Swiss Re AG	3.94%
Novartis AG	3.79%
E.ON SE	3.36%
ING Groep NV	2.94%
<b>Total</b>	<b>49.21%</b>



Region allocation graph includes only equity and fixed income exposures (not rebased to 100%).



Country allocation graph includes only equity and fixed income exposures (not rebased to 100%).



Sector allocation graph includes only equity and fixed income exposures (not rebased to 100%). Other corresponds to sovereign fixed income exposures.

## Disclaimer

This document is issued by the Management Company, Easternmed Asset Management Services Ltd. (which is authorised and regulated by the Cyprus Securities and Exchange Commission) with corporate office at 48 Themistokli Dervi Avenue, Athienitis Centennial Building, Office 104, 1066 Nicosia, Cyprus, switchboard +35722274400, website www.eastmedfin.com. The information contained in this factsheet is intended for informational purposes only and does not intend to provide an investment advice nor is it to be construed as an invitation to invest in the units of the UCITS. This product entails risks and may not be suitable for investors based on their knowledge, experience and financial situation. Investments in units of the UCITS have no guaranteed return and past performance does not guarantee future returns. Currency volatility may affect the return, either positively or negatively. All material has been obtained from sources believed to be reliable, but its accuracy is not guaranteed. Easternmed Asset Management Services Ltd or any of their directors or executives or employees shall not be liable for any loss or damage, whether direct, indirect or consequential suffered by any person as a result of any errors in or omissions from the document or as a result of relying on any statement contained in this document.